





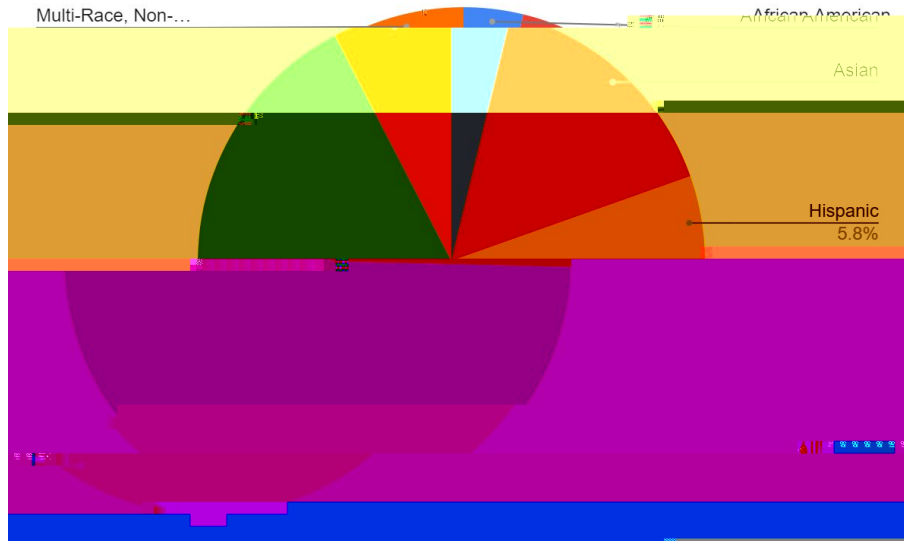
Wellesley Public Schools

Learning • Caring • Innovating

Why Panorama

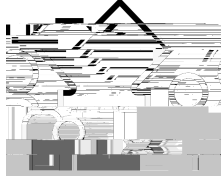

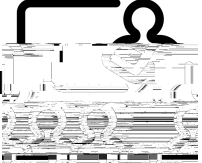


WPS Staff-Student Race/Ethnicity

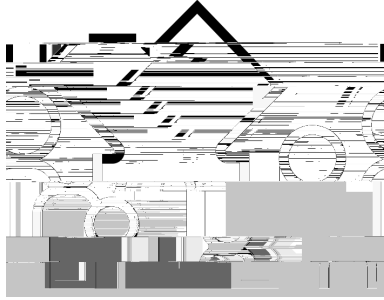


Panorama Survey Topics

Who Responded to Which Survey Topics?

	<p>Families</p> 	<p>Students Grades 6-12</p> 	<p>Sta Instructional & Non-instructional Sta</p> 
	<p>F[h ɔ̃ nprɑ_t ɔ̃ kɔ̃ n ɪ B[mɪ m ɔ̃ ɪ b[b_h _i o S]c j j ɡ Fɔ̃ S]c j j ɡ S[ɔ̃ t F[h ɔ̃ ɪ b[b_h _i o</p>	<p>Sɔ̃ p^_i ɔ̃ nprɑ_t ɔ̃ kɔ̃ n ɪ S_i n_j ɪ B_ɡ i bɔ̃ b S]c j j ɡ ɪ b[b_h _i o S]c j j ɡ Esk_] d ɔ̃ i n</p>	<p>Sɔ̃ ɪ nprɑ_t ɔ̃ kɔ̃ n ɪ S_i n_j ɪ B_ɡ i bɔ̃ b E^p][ɔ̃ b^A ɔ̃ Sɔ̃ p^_i ɔ̃ C p ɔ̃ r ɔ̃ r [m i _n n i ɪ ^ [] ɔ̃ i ɪ [^ p ɔ̃ i ^ n ɔ̃ p^_i ɔ̃ j] p n F [] p ɔ̃ t ɪ G r j r ɔ̃ ɪ M d ^ n _o P r j ^ _ n n ɔ̃ i [ɡ L _ [m d b ^ [\ j p ɔ̃ E l p ɔ̃ t</p>

Voices We Heard in the Survey (2022-23)



426

Caregivers

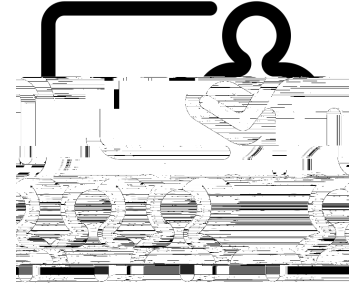
Ł fl



1,769

Students

Žł ł




496

Sta


ŁŽ




Family Survey Topics



Educator & Staff Experience Survey Topics




Student Survey Topics



Sense of Belonging


Sense of belonging






Family Survey Selected Responses

Family Survey: “How big of a problem is the following issue for becoming involved with your child’s current school: You feel unsure about how to communicate with the school?”






Family Survey: "How big of a problem is the following issue for becoming involved with your child's current school: You do not feel a sense of belonging within your child's school community?"




Student Survey Selected Responses

Student Survey: "How connected do you feel to the adults in your school?"




Student Survey: "How excited are you about going to your classes?"



Belongingness Steps

22-23 Belongingness Steps



Future Belongingness Steps

