

Panorama and VOCAL Surveys


School Committee Presentation
May 7, 2024



Wellesley Public Schools

Learning • Caring • Innovating

Strategies to Improve Student Sense of Belonging



Panorama Overview


Panorama in WPS

Surveys administered

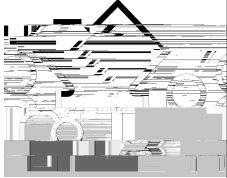

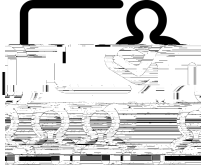
Staff - Fall 2020, 2021, 2022, 2023


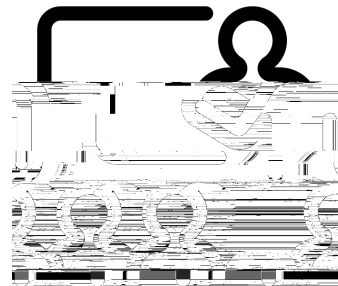
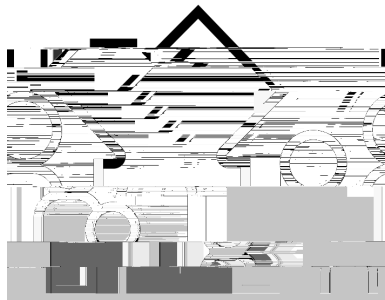
Students - Spring 2022, 2023, 2024

Families - Winter 2023, 2024




Who Responded to Which Survey Topics?

	<p>Families</p> 	<p>Students</p> <p>Grades 6-12</p> 	<p>Sta</p> <p>Instructional & Non-instructional Sta</p> 



Panorama Survey Participation

School Year	2020-21	2021-22	2022-23	2023-24
Staff	681	523	493	447
Students	-	1830	1769	1604
Caregivers	-	-	426	452




Family Survey Topics

Barriers to engagement - factors that create challenges for families to interact with or become involved with their child's school

School safety - perceptions of student physical and psychological safety at school

School fit - families' perceptions of how well a school matches their child's developmental needs

Family engagement - the degree to which families engage with their child's school



Educator & Staff Experience Survey Topics

Belonging - how much staff feel that they are valued members of the school community


Educating all students - faculty perceptions of their readiness to address issues of diversity

Cultural awareness and action (adult focus) - how well a school supports faculty and staff in learning about, discussing, and confronting issues of race, ethnicity, and culture

Cultural awareness and action (student focus) - how well a school supports students in learning about, discussing, and confronting issues of race, ethnicity, and culture

Faculty growth mindset - perceptions of whether teaching can improve over time

Professional learning about equity - perceptions of the quantity and quality of equity-focused professional learning opportunities available to faculty and staff




Student Survey Topics

School expectations - how much students feel that their teachers hold them to high expectations around effort, understanding, persistence, and performance in class

School belonging - how much students feel that they are valued members of the school community


School engagement - how attentive and invested students are in school



Sense of Belonging

Sense of belonging

How much people feel that they are valued members of the community



Sense of belonging caregiver survey responses (2023-24)

72% of respondents to the family survey answered favorably (their students feel tremendous belonging or quite a bit of belonging)

Highest rates of belonging were grades K-5

Breakdown by Student Race

Asian: 74%

Multi-racial: 83%

White: 61%

Black and Hispanic: 33%


Winter 2023 (65%)

Breakdown by Student Race

Asian: 51%

Multi-racial: 36%

White: 53%



Sense of belonging educator survey responses (2023-24)

60% of respondents to the educator survey feel that they belong at their school completely or belong quite a bit

Breakdown by Race/Ethnicity

Asian: 33%

Hispanic or Latino: 67%

White: 64%

Two or more races: 10%

Other: 55%

Fall 2022 (64%)

Breakdown by Race/Ethnicity

Asian: 17%


Black: 0%

Hispanic or Latino: 40%



White: 66%

Two or more races: 50%

Other: 56%




Sense of belonging educator historical survey responses




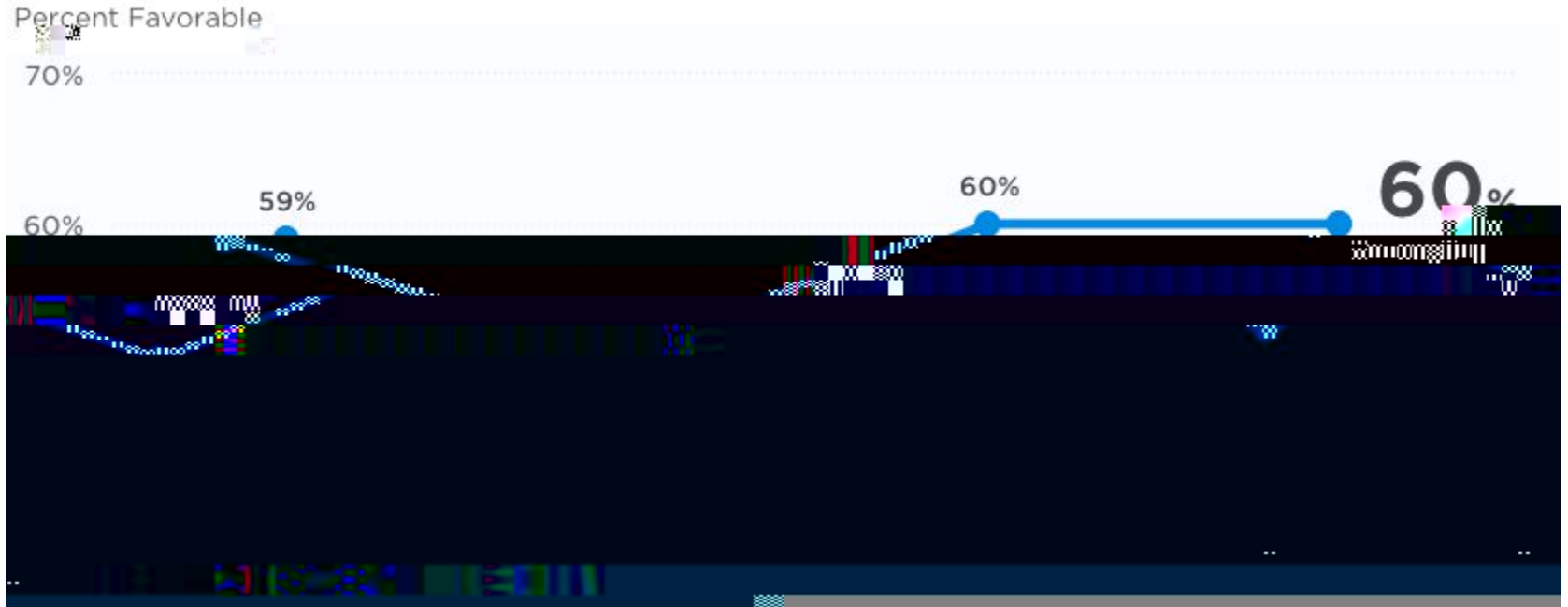
Sense of belonging staff survey responses (2023-24)

68% of respondents to the staff survey feel that they belong at their school completely or belong quite a bit

Fall 2022 (75%)



Sense of belonging staff historical survey responses



Sense of belonging student survey responses (2023-24)

65% of WMS respondents to the student survey answered favorably (completely belong or belong quite a bit)

Breakdown by Student Race

Asian: 54%

Black: 45%

Hispanic: 55%

Multi-racial: 57%

White: 72%


Winter 2023 (64%)

Breakdown by Student Race

Asian: 56%


Black: 40%

Hispanic: 70%





Family Survey Selected Responses




Wellesley Public Schools

Family Survey Open Response: “What recommendations would you make to the school for how to improve communications with parents?”

Establish expected cadence of communication

Centralized place for communication

Increased proactive communication



Family Survey: "How big of a problem is the following issue for becoming involved with your child's current school: You do not feel a sense of belonging within your child's school community?"

83% of respondents answered not at all a problem or a small problem


Breakdown by Student Race

Asian: 74%

Multiracial: 100%

White: 79%

Winter 2023 (78%)



Student Survey Selected Responses

Student Survey: "How connected do you feel to the adults in your school?"

23% of WMS respondents answered favorably (extremely connected or quite connected)

Breakdown by Student Race

Asian: 27%

Black: 24%

Hispanic: 13%

Multiracial: 13%

White: 24%

Spring 2023 (27%)

Breakdown by Student Race


Asian: 27%

Black: 19%

Hispanic: 27%

Multiracial: 21%

White: 28%



Student Survey: "How connected do you feel to the adults in your school?"

24% of WHS respondents answer favorably (extremely connected or quite connected)

Breakdown by Student Race

Asian: 21%

Black: 18%

Hispanic: 12%

Multiracial: 25%

White: 26%

Spring 2023

Breakdown by Student Race


Asian: 18%

Black: 13%

Hispanic: 17%

Multiracial: 19%

White: 26%



Student Survey: "How excited are you about going to your classes?"

15% of WMS students indicate they are extremely excited or quite excited to go to class

Breakdown by Student Race

Asian: 20%

Black: 8%

Hispanic: 13%

Multiracial: 9%

White: 15%

Spring 2023 (18%)

Breakdown by Student Race


Asian: 27%

Black: 16%

Hispanic: 27%

Multiracial: 17%

White: 15%



Student Survey: "How excited are you about going to your classes?"

13% of WHS students indicate they are extremely excited or quite excited to go to class

Breakdown by Student Race

Asian: 14%

Black: 9%

Hispanic: 15%

Multiracial: 15%

White: 13%

Spring 2023 (14%)

Breakdown by Student Race


Asian: 16%

Black: 16%

Hispanic: 8%


Multiracial: 20%

White: 14%



Voices of Climate and Learning (VOCAL) Survey

VOCAL Dimensions



Percent of students responding within each school climate category: WPS compared to state

2023 WPS School Climate Report

2023 WPS School Climate Report




Grade 4 State Items with Highest Favorable Response Rates (2023)

My teachers care about me as a person (Engagement)

WPS - 97%

State - 96%



Grade 5 State Items with Highest Favorable Response Rates (2023)

My teachers care about me as a person (Engagement)

WPS - 96%

State - 94%

Teachers support (help) students who come to class upset (Safety)

WPS - 95%

Hispanic/Latino students - 100%


State - 91%

My teachers are proud of me when I work hard in school (Environment)

WPS - 95%

Hispanic/Latino students - 88%

State - 94%



Grade 8 State Items with Highest Favorable Response Rates (2023)

Adults working at this school treat all students respectfully, regardless of a student's race, culture, family income, religion, sex, or sexual orientation (Engagement)

WPS - 89%

African American/Black students - 57%

State - 89%

If I tell a teacher or other adult that someone is being bullied, the teacher/adult will do something to help (Safety)

WPS - 90%

Hispanic/Latino students - 79%


State - 85%

My teachers believe that all students can do well in their learning (Environment)

WPS - 94%

SWD - 75%

State - 91%




Belongingness Steps

Takeaways

Increasing participation rates

Continued and increased engagement with results



WPS Investments

PK-5 Responsive Classroom

K-8 Second Step Curriculum

WMS and WHS advisory meetings

Middle School grade-level assemblies with follow-up advisory lessons

Multilingual learners home visits and training

Professional development

- School Mental Health Leadership Institute (SMHLI) professional development

- Relationship mapping

- Professional Development Day 2023 Keynote Speaker


- Classroom walkthroughs

- NEMNET diversity recruitment and retention

DEI Student Advisory Council (WMS and WHS)

Expanded mentoring efforts

Stay interviews



Areas of Continued Focus

Ensuring high expectations teaching and learning for all students (WPS Strategic Plan Priority 1)

- Multi-tiered system of supports is designed and implemented to meet all students' academic, behavioral and social-emotional needs

 - Data teams and processes fully implemented

 - Focused supports to provide equity, eliminate opportunity and achievement gaps

- Relationship mapping

- Opportunities for student voice and choice are expanded through diverse and engaging learning experiences in and out of school

- Culturally and linguistically sustaining teaching and learning

Strengthen, support and sustain the workforce at every level (WPS Strategic Plan Priority 2)

- Cultivate an inclusive culture and climate that attracts a diverse pool of applicants and builds workforce belonging

- Support educators as instructional leaders at all levels

- Invest in the development and growth of existing staff at all levels

Building community partnerships and enhancing engagement (WPS Strategic Plan Priority 3)

- Enhance communications and information provided to caregivers and community

- Increased dialogue and feedback with students and staff

- Improved relationships with community members, particularly with historically marginalized groups

